



STATEMENT OF EDUCATIONAL EFFECTIVENESS  
2021-2022

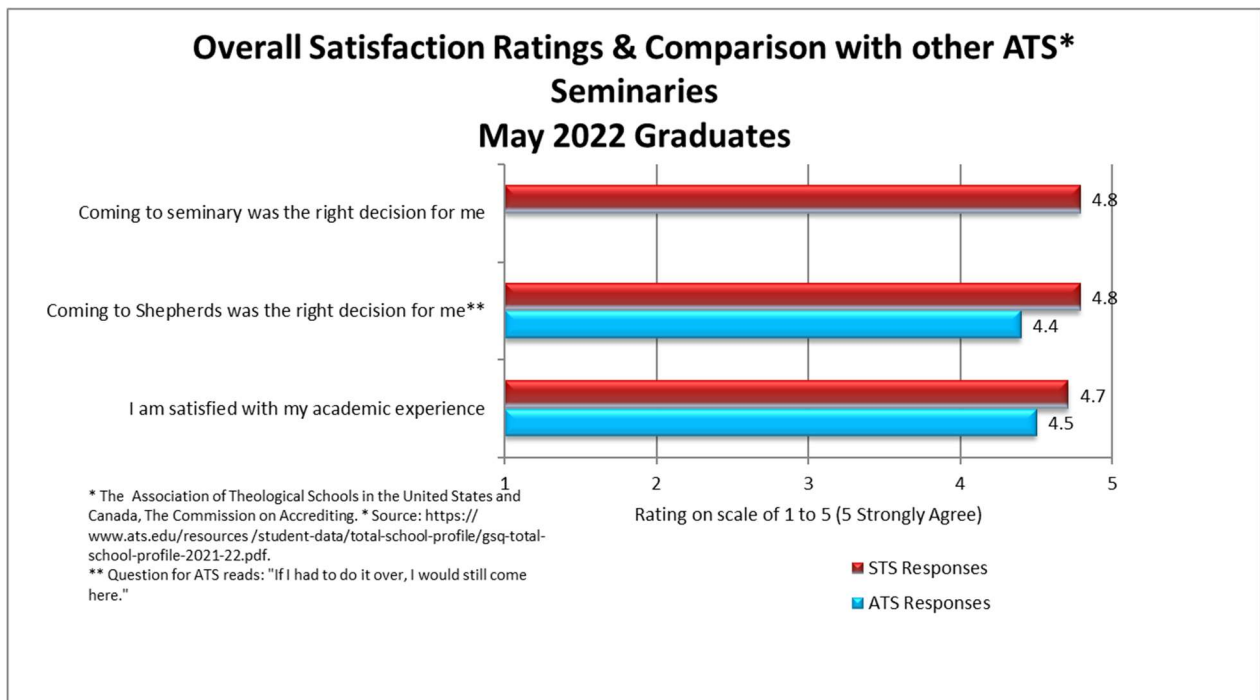
**THIS PAGE INTENTIONALLY LEFT BLANK.**

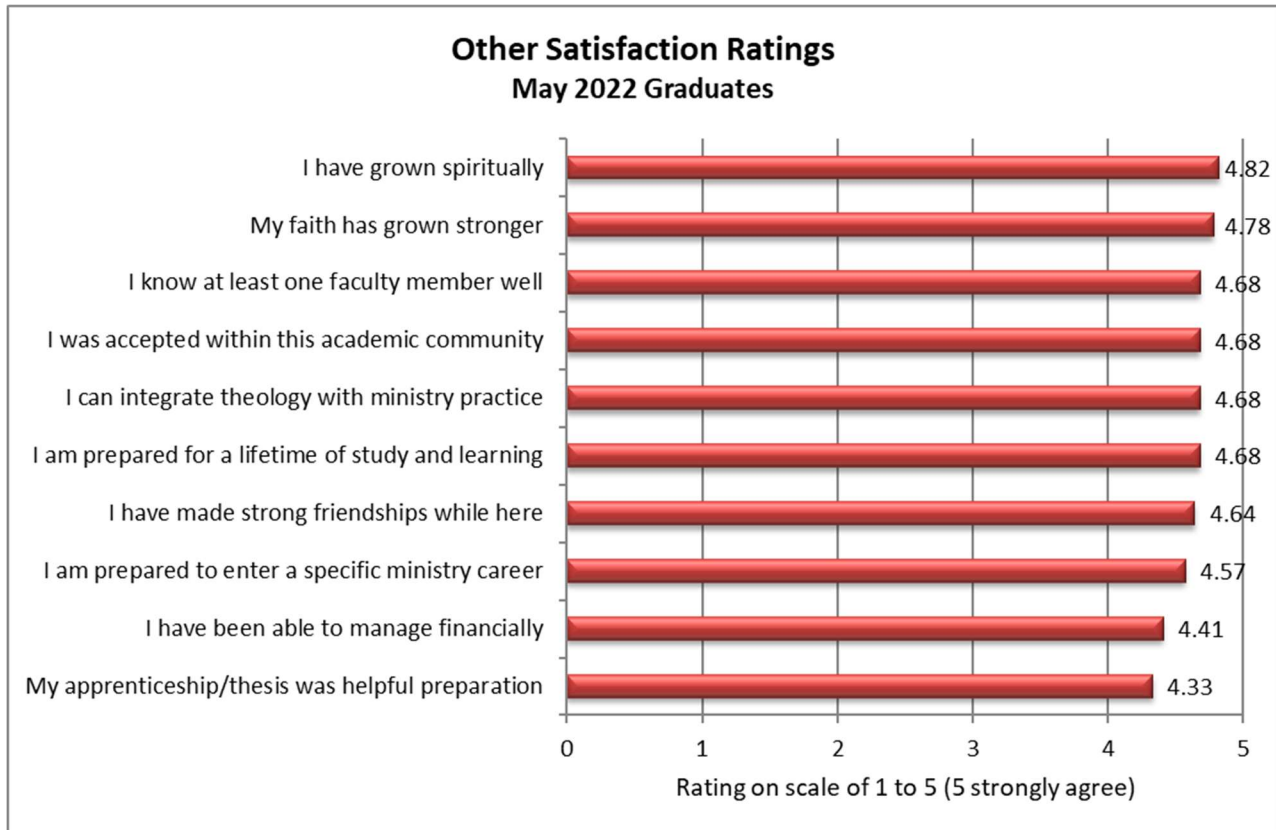
## INTRODUCTION

Shepherds Theological Seminary exists to impact the world for Christ by equipping servant leaders for life and ministry by strategically shaping both intellect and character through biblical scholarship and personal mentoring.

Shepherds maintains an ongoing assessment of its educational effectiveness that is published on its web site and is available on request. The assessment is conducted annually with the graduating class and covers (1) overall student satisfaction, (2) student retention, degree completion, and career placement rates, (3) growth in student spiritual formation and knowledge, (4) most important factors affecting learning, (5) additional debt incurred, and (6) important sources of additional income while at Shepherds.

## HOW DO THE MAY 2022 GRADUATES RATE SATISFACTION WITH THEIR SHEPHERDS SEMINARY EXPERIENCE?





## WHAT IS SHEPHERDS’ EXPERIENCE WITH STUDENT RETENTION, DEGREE COMPLETION AND PLACEMENT RATES?

**STUDENT RETENTION RATE**—Of the degree-seeking students who were enrolled in the fall semester, how many either successfully completed their degree or were actively making progress towards their degree in the subsequent fall semester?

FALL OF YEAR	TO FALL OF YEAR	RETENTION RATE
2021	2022	72%
2020	2021	91%
2019	2020	83%
2018	2019	71%
2017	2018	73%

# STATEMENT OF EDUCATIONAL EFFECTIVENESS

STUDENT DEGREE COMPLETION RATE—Of the Shepherds 110 MDiv, MACM, MA, and MTS students who graduated during the last five years (2018-2022) how long did they require to complete degree requirements?

DEGREE	1 YEAR (%)	2 YEARS (%)	3 YEARS (%)	4 YEARS (%)	5 YEARS (%)	>5 YEARS (%)
MDiv – 35 Graduates	-	3%	17%	23%	20%	37%
MACM – 28 Graduates	-	11%	39%	25%	7%	18%
MTS— 86 Graduates	90%*	4%	1%	2%	1%	2%
MA(BLL) – 1 Graduate						100%
ThM – 1 Graduate		100%				

\* MTS-SI curriculum is structured around one- and two-week intensive classes for each course required for the degree, enabling completion of all MTS requirements in a 12-month time frame.

# STATEMENT OF EDUCATIONAL EFFECTIVENESS

STUDENT PLACEMENT RATE—Over the past five years (2018-2022), what percent of each graduating class is engaged in pastoral/professional ministry, other church ministry, or pursuing advanced graduate studies within 3 months of graduation?

GRADUATION YEAR	TOTAL NUMBER OF GRADUATES	MDiv			MACM			MTS		
		EMPLOYED IN PROFESSIONAL POSITION	OTHERWISE ENGAGED IN CHURCH MINISTRY	PURSUED ADVANCED GRADUATE STUDIES	EMPLOYED IN PROFESSIONAL POSITION	OTHERWISE ENGAGED IN CHURCH MINISTRY	PURSUED ADVANCED GRADUATE STUDIES	EMPLOYED IN PROFESSIONAL POSITION	OTHERWISE ENGAGED IN CHURCH MINISTRY	PURSUED ADVANCED GRADUATE STUDIES
2022	33	89%	11%	0%	20%	40%	40%	20%	70%	10%
2021	42	60%	0%	40%	25%	75%	0%	12%	47%	41%
2020	32	50%	25%	25%	33%	67%	0%	29%	68%	3%
2019	33	50%	50%	0%	83%	0%	33%	18%	82%	44%
2018	20	83%	0%	17%	25%	0%	50%	0%	20%	30%

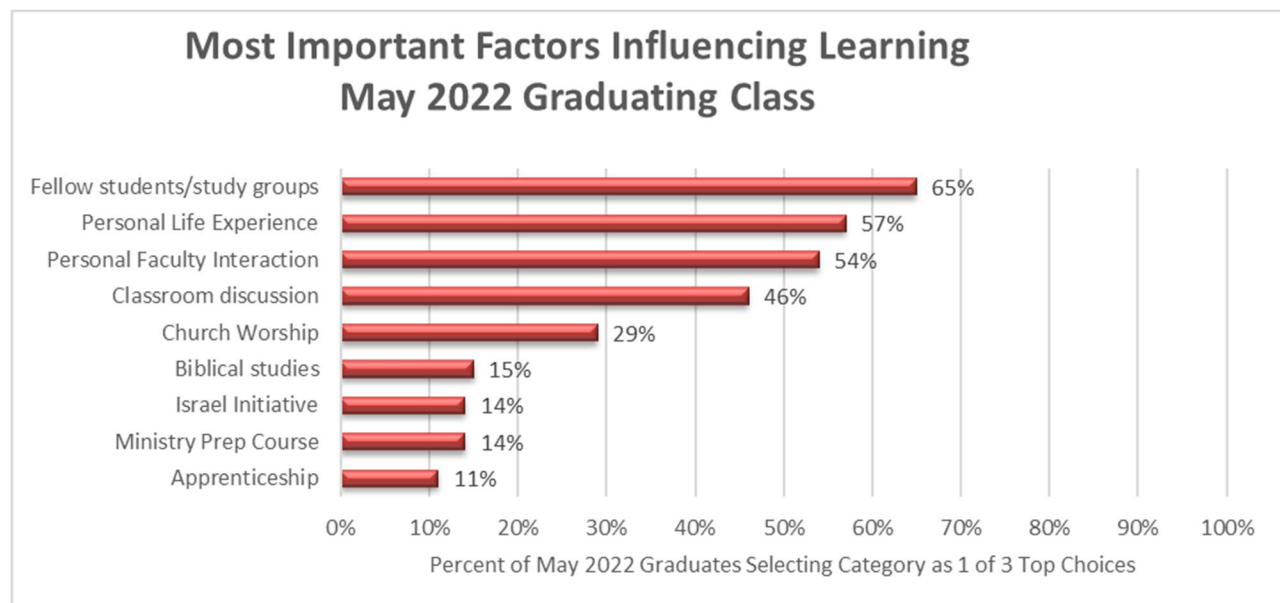
GRADUATION YEAR	TOTAL NUMBER OF GRADUATES	MA(BLL)			THM		
		EMPLOYED IN PROFESSIONAL POSITION	OTHERWISE ENGAGED IN CHURCH MINISTRY	PURSUED ADVANCED GRADUATE STUDIES	EMPLOYED IN PROFESSIONAL POSITION	OTHERWISE ENGAGED IN CHURCH MINISTRY	PURSUED ADVANCED GRADUATE STUDIES
2021	1	0%	0%	100%			
2022	1				100%		

**STUDENT PLACEMENT CAREER**—In what ministry or vocational fields do Shepherds 2022 graduates report they are engaged in today?

MINISTRY VOCATION	PERCENT OF GRADUATES				MINISTRY VOCATION	PERCENT OF GRADUATES			
	MDiv (9 GRADS)	MA (5 GRADS)	MTS (19 GRADS)	THM (1 GRAD)		MDiv (9 GRADS)	MA (5 GRADS)	MTS (19 GRADS)	THM (1 GRAD)
Pastoral or paid Ministry	50%	67%	10%	100%	Graduate Studies	33%	40%	14%	
Christian Education	0%	0%	0%		Local Church Volunteer	0%	20%	52%	
Seeking Vocational Placement	13%	0%	4%		Unknown	0%	0%	20%	100%


**HOW DOES THE MAY 2022 GRADUATING CLASS RATE THE FACTORS INFLUENCING LEARNING WHILE AT SHEPHERDS?**

**FACTORS INFLUENCING LEARNING**—What were the most important factors influencing learning while at Shepherds?

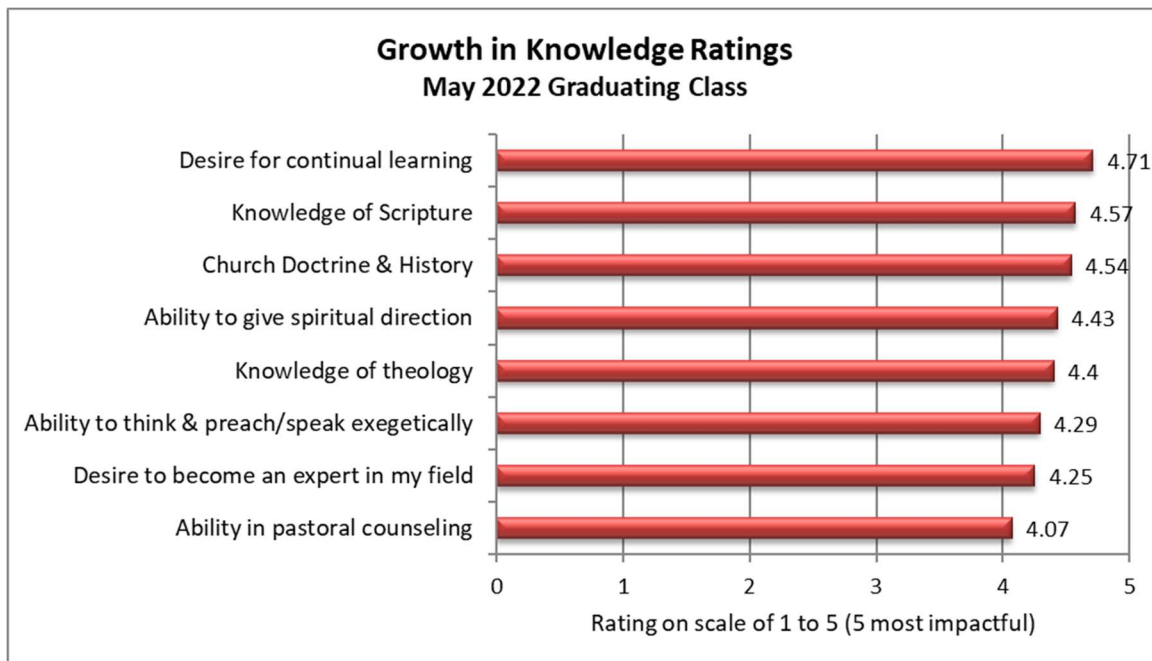


## HOW DOES THE MAY 2022 GRADUATING CLASS RATE ITS GROWTH IN SPIRITUAL FORMATION AND KNOWLEDGE GAINED WHILE AT SHEPHERDS?

### Spiritual growth—HOW STRONGLY HAVE THESE IMPORTANT AREAS BEEN IMPACTED?



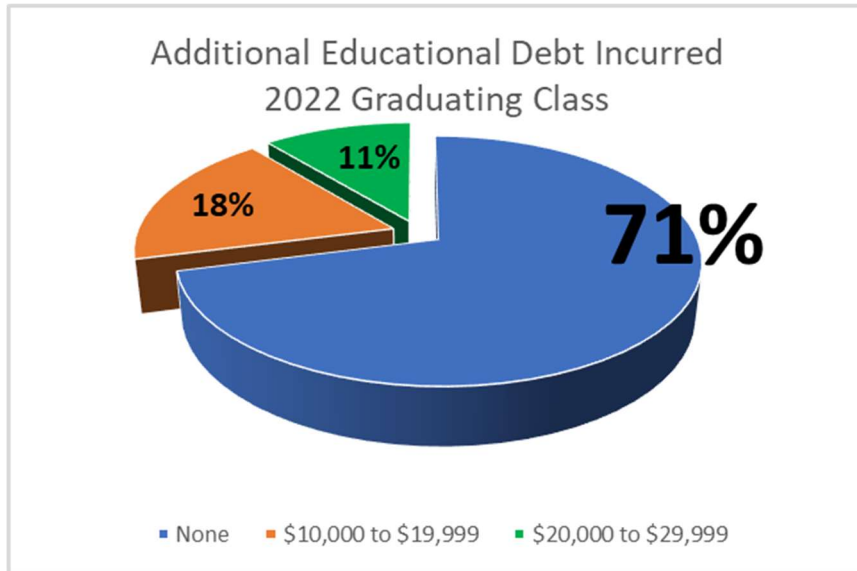
### Growth in Knowledge—HOW STRONGLY HAVE THESE IMPORTANT AREAS BEEN IMPACTED?



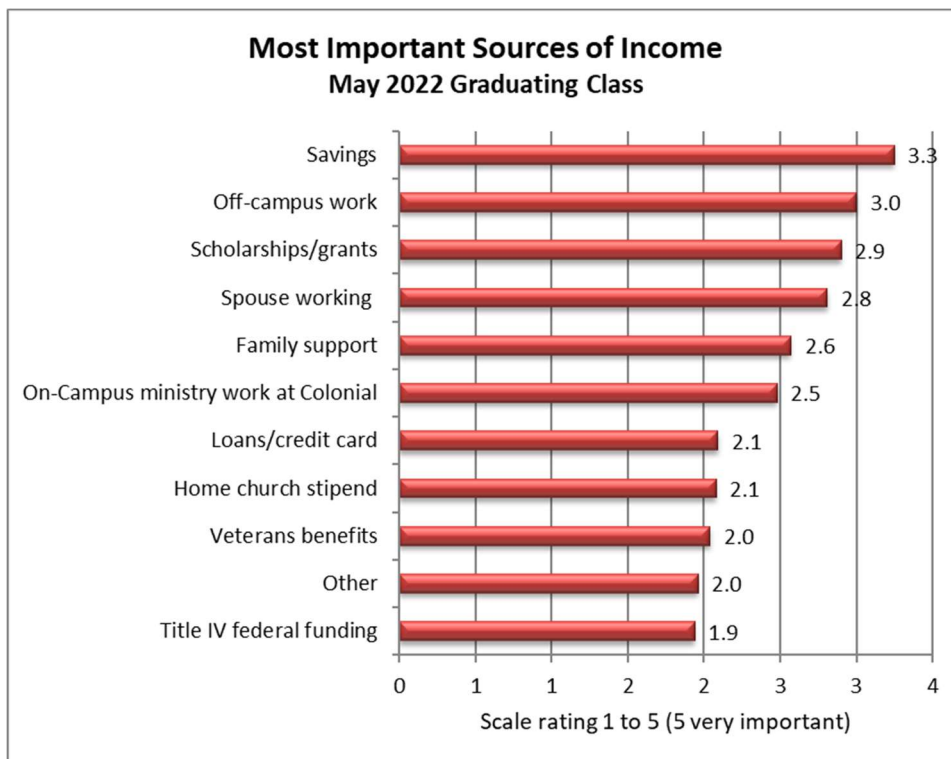


FOR THE 2022 GRADUATING CLASS, WHAT WERE THE MOST SIGNIFICANT FACTORS AFFECTING FINANCES?

EDUCATIONAL DEBT INCURRED—MOST STUDENTS DID NOT INCUR ADDITIONAL EDUCATIONAL DEBT.



FINANCIAL SUPPORT—STUDENTS USED A WIDE RANGE OF FINANCIAL RESOURCES.





# STATEMENT OF EDUCATIONAL EFFECTIVENESS

TUITION AND FEES—Academic costs to complete degrees at Shepherds Seminary continue to be significantly lower than comparable ATS schools. Costs for MDiv degree programs are one-third less than the ATS average cost for programs requiring the same number of course hours. The DMin program costs are 42% less than reported ATS averages for Doctoral Degree Programs (DMin) for U.S. Schools with 75-150 FTE enrollment. A comparison of total educational costs to earn a degree for academic year 2021-22 is shown in the table below.

	STS Total Degree Costs for AY 2021-22	ATS <u>average</u> Degree Costs for U.S. schools with 75-150 FTE:
DMin Total Tuition & Fees (\$)	\$17,560	\$30,411
ThM Total Tuition & Fees (\$)	\$13,490	\$20,467
MDiv Total Tuition & Fees (\$)	\$32,480	\$\$49,511
MA(BLL) Total Tuition & Fees (\$)	\$27,095	\$41,472
MACM Total Tuition & Fees (\$)	\$17,045	\$25,324
MTS -SI and One-Year Programs Total Tuition & Fees (\$)	\$19,710	\$22,621
MTS Total Tuition & Fees (\$)	\$15.010	\$22,621

Notes for this table

1. The academic year tuition and fees applies to a 30-credit hour academic year full-time equivalent.
2. The cost per credit hour for both STS and ATS was multiplied by the STS credit hours required for each degree: MDiv-92; ThM – 38; MACM-47; MA(BLL)-68; and MTS-42.
3. See [https://www.ats.edu/files/galleries/2021-2022\\_Annual\\_Data\\_Tables.pdf](https://www.ats.edu/files/galleries/2021-2022_Annual_Data_Tables.pdf) (Table 4.1) for ATS data source. ATS MDiv tuition & fee costs were used for comparison with all STS degree program costs since tuition and fees for other non-advanced ministerial and theological programs are not shown in the ATS table.